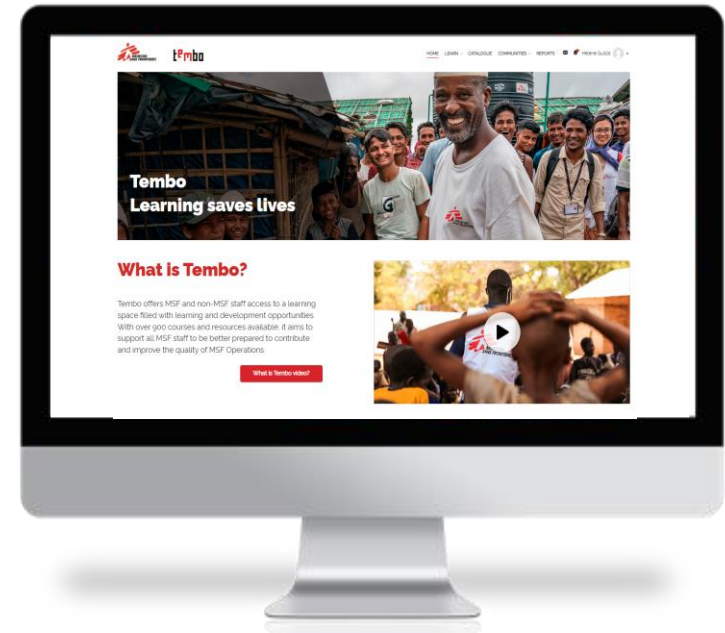


**How do I
use Tembo?**





Tembo is the learning space where you can find courses, resources and tools to help you in your work and to be better prepared for our operations.



1. How to access Tembo



The mobile application
(Android and iOS)
AR – FR – EN – ES

Use **Tembo** from a computer, a tablet, or a smartphone!



From a computer:
www.tembo.msf.org
AR – FR – EN – ES



2. How to register in Tembo

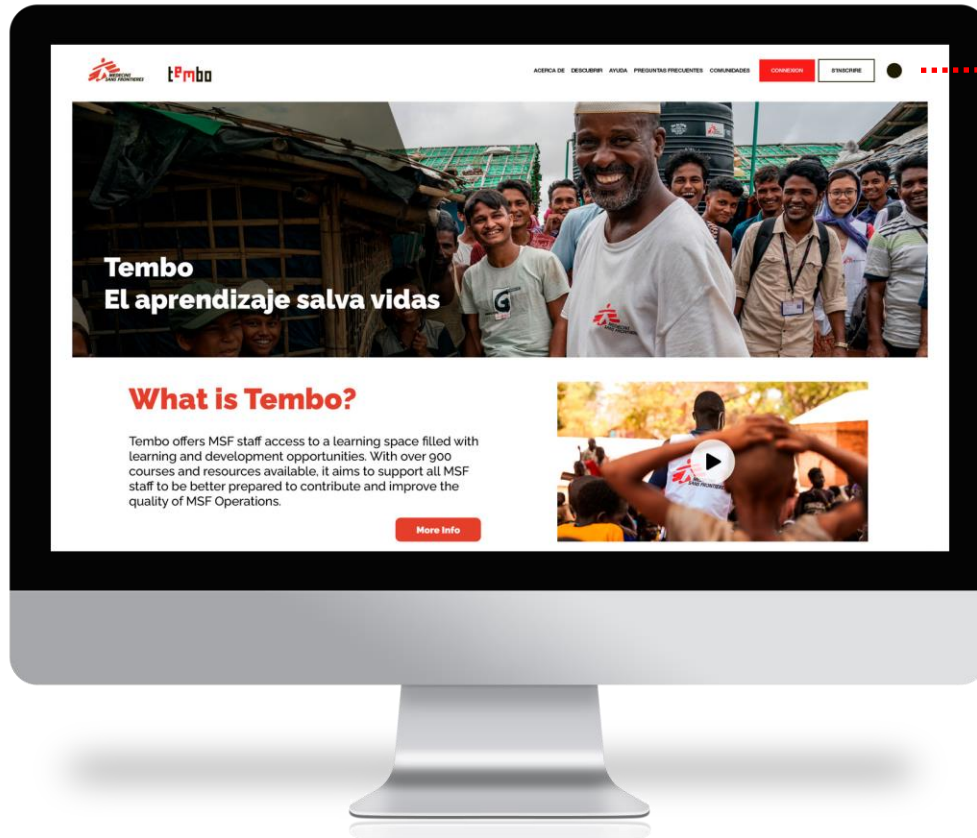


- Go on Tembo homepage
- Click "**Create a new Account**"
- Fill the following field:
 - First name, last name
 - Username: you can choose what you would like as a username
 - Your E-mail address, which you have to confirm a second time
 - Password
 - City/Town
 - Country
 - Operational Center
 - Primary language
 - Job family

 - **Staff segmentation:** choose between Internationally Mobile Staff (Programmes), Locally Hired Staff (HQ), Locally Hired Staff (Programmes), non-MSF staff

 - **MSF ID:** The ID number is the identification number that each MSF staff (IMS or LHS) has. It is available on the pay slip or on the individual files in Hr.Net/WeDoo for IMS or Homere for LHS.

3. Login in Tembo




Click on log in

- If you have registered with a personal (uses your name) MSF email address, click on the “MSF email” button.
- If you have used a non-MSF personal email address to register in Tembo, click on the “non-MSF email” button.

4. Once you are in Tembo

Home / Dashboard


My Information


Hélène Guillot
Country: Spain
City/Town:
helene.guillot@barcelona.msf.org


Course Search


Search courses


My Badges



Data Protection Badge


My Current Learning


OCBA Logistics Community of Practice
Not tracked


Protection Community of Practice
Not tracked





Tembo CoP facilitators community
No offers


Tembo Learners' feedback
0%


Adopting Power BI
No offers

Displaying 6 - 10 of 48 results

My Progress

In progress	Not yet started	Complete
 13% 4	 84% 27	 3% 1

[View full report](#)

My Learning Overview

- [Tembo CoP facilitators community](#)
 - Q There are new forum posts
- [Introduction to Tembo Data Analysis \(AR_DEV\)](#)



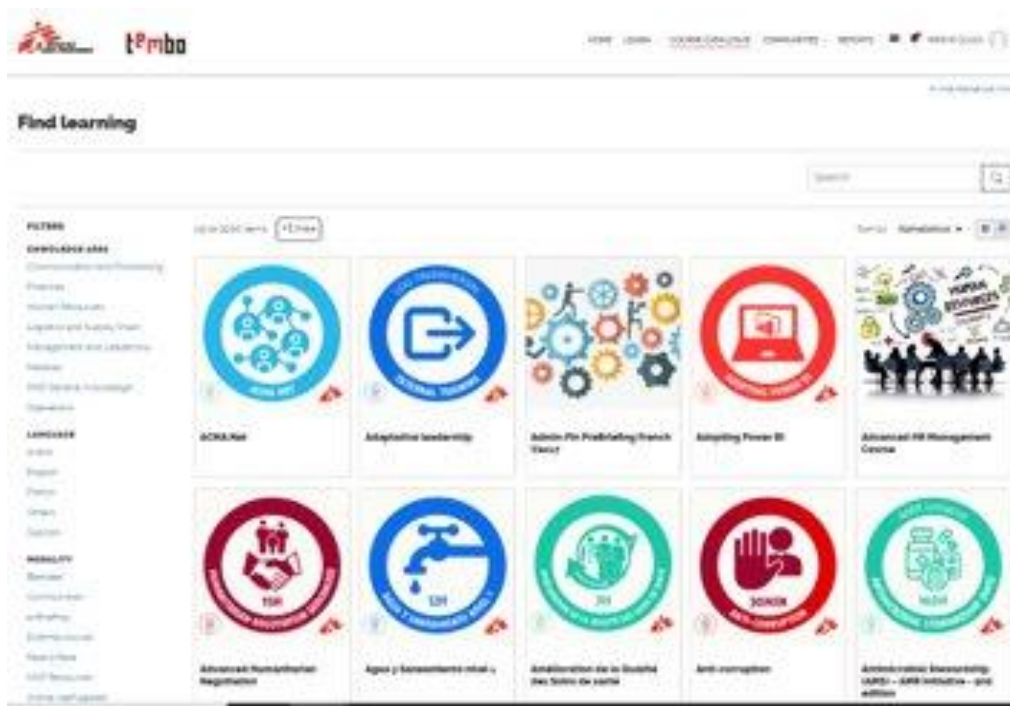
All my progress and courses I am interested in are here on my Dashboard!

5. Once you are in Tembo

Catalogue

Use the filters available to help you find the courses you would like to take:

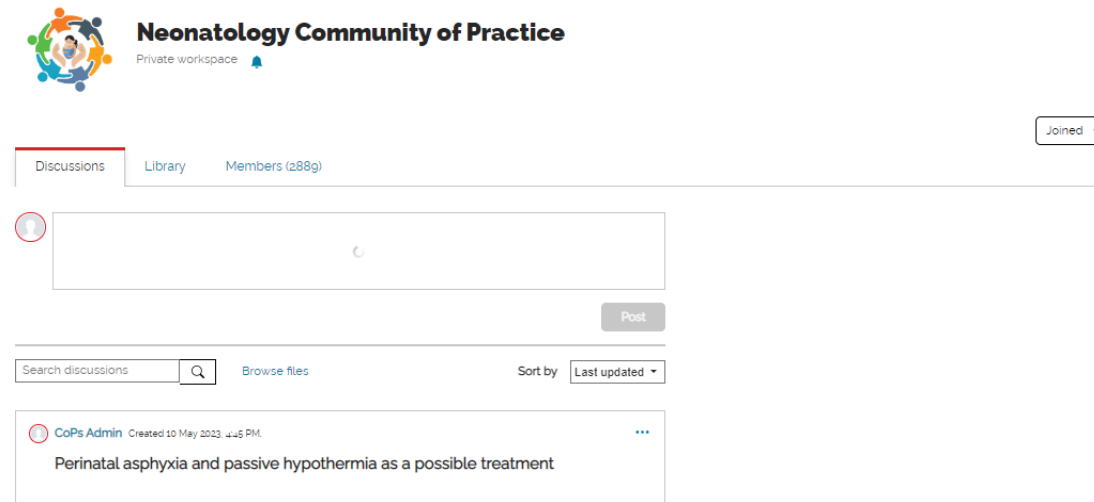
- Knowledge area
- Language
- Modality
- Provider
- Learning type
- Mobile friendly



In a few clicks, I can look for all online self paced courses about Medical topics in English!

6. Once you are in Tembo

Community of Practice



A Community of Practice (CoP) is a group of people who share a concern or a passion for something they do, and learn how to do it better as they interact regularly. The CoP is part of the development and learning system of MSF, it is a collaborative learning environment within Tembo, which complements the various existing accessible learning resources

The three main areas on the CoP are Discussions, Library and Members.

- **Discussions** is a board to write and reply to posts. This is where most of the exchanges with other members will happen.
- **Library** is the area where the materials (documents, news, videos, articles, etc) related to the CoP are stored as Resources.
- **Members** is where you can see all the members that belong to your Community and learn a bit more about them.

If you have forgotten your password, you can speak to the mission or office logistics' team.

For technical issues contact

zenithelp.tembo@barcelona.msf.org

tembo



Enjoy learning
with **Tembo!**

