

**How do I use
Tembo Apps?**

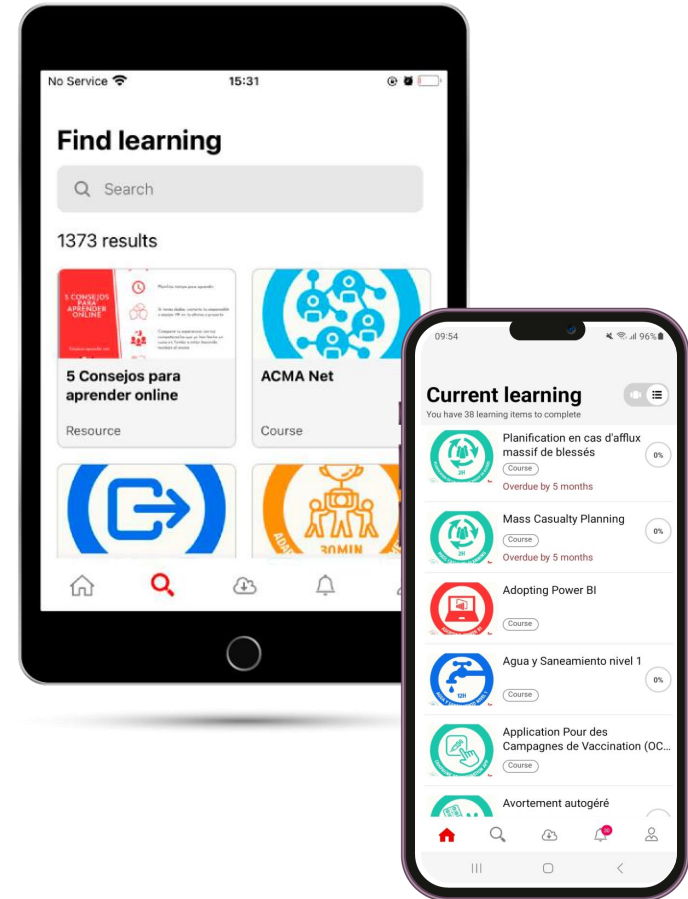


In this guide you will find:

- How to download the applications (Android / iOs)
- Once in the application
- How to look for a course and follow a course
- How to download content?
- Features only accessible in Tembo website!



Tembo applications (iOS and Android) are available in your Playstore or App store for you to install in your smartphone or tablet!

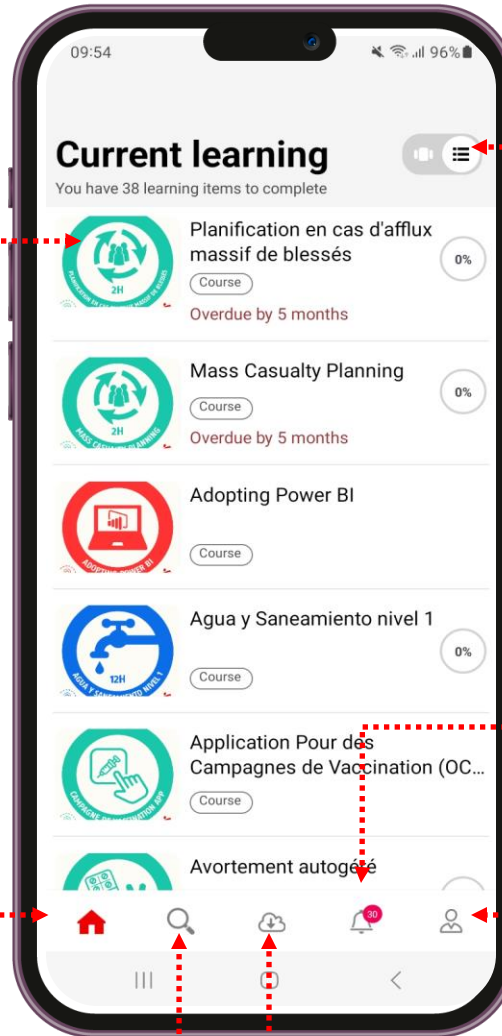




- **Open the Google Play Store (Android) or App store (iOS):** Locate the store app on your phone's home screen or app drawer and tap on it to open it.
- **Search for the Tembo App:** write “Tembo MSF” in the search bar and click on search
- **Look for the Tembo app and Tap "Install", "Get" or "Update"** (in case you had our previous app): Tap on the “install/Update” button to initiate the download and installation process.
- If requested, **accept app permissions: tap "Accept" or "Allow"** to proceed with the installation.
- **Wait for the download and installation to be complete:** Ensure you have a stable internet connection to complete the download successfully.
- **Launch the app:** tap "Open" from the Play Store or find the app on your home screen or app drawer to launch it.
- **Click on “Get Started”** to log in and start learning!

When you open the app

The list of the courses you are currently in progress with



Adapt the view of your current learning (big/small icons)

Your current learning

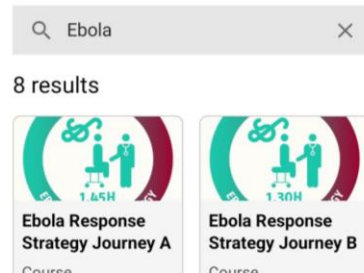
Your notifications

Your profile (for changes, go on Tembo website!)

Access the catalogue and look for a course


See your downloaded content

Find learning



Sorry!

This course is not compatible with the mobile app. Would you like to access this course in the browser?

Yes, go to browser 

Cancel



When looking for a course:

- Write the **complete keyword** you are looking for better results!
- Filters are unfortunately only available on the website!

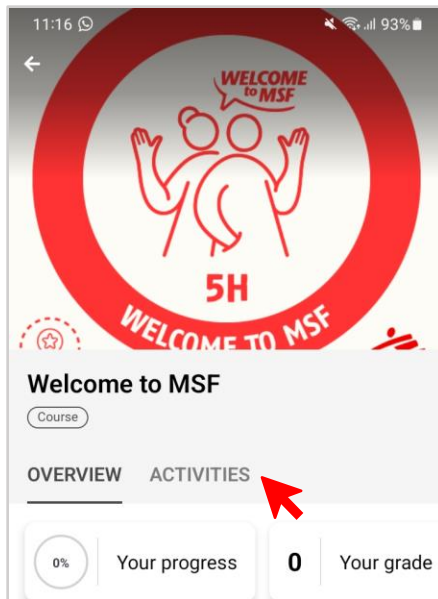
Accessing courses/resources:

- Some courses/resources are directly available on the application, you can open and learn!
- For others, you will be prompt to open your browser to access the course – click on yes, go to browser and start learning!

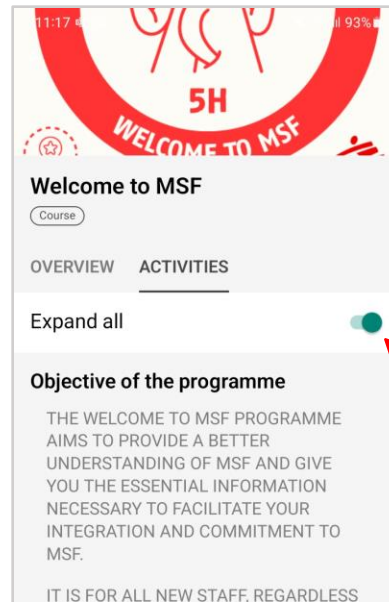
How to download content 1/2

> Open a course and...

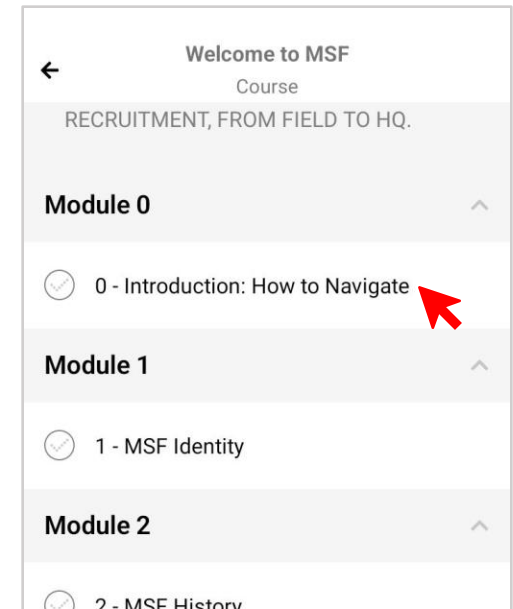
Click on
activities



Click on
expand all



Click on
one activity



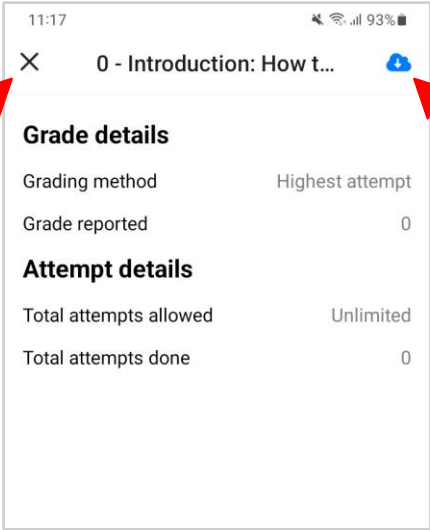
> Read next page

How to download content 2/2

Click on the download icon and close

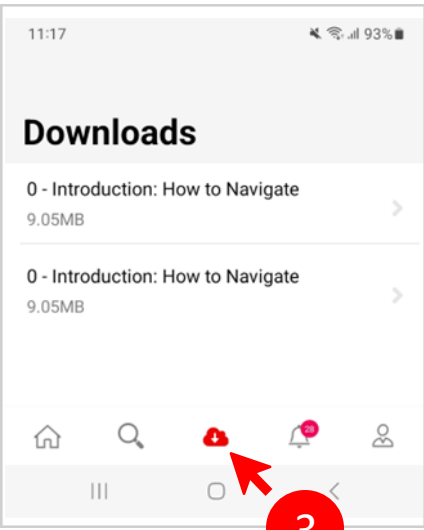


2



1

Go in your downloads



3

Open the downloaded content



You can now learn this content offline!



The following features are only available on the website:

- Access Communities of Practice
- Register
- See your profile, your badges and certification
- Access courses you have already completed
- Change language

**If you want to perform one of these actions, connect to
Tembo website:**

<https://tembo.msf.org/>

If you have forgotten your password, you can speak to the mission or office logistics' team.

For technical issues contact

zenithelp.tembo@barcelona.msf.org

tembo



Enjoy learning
with **Tembo!**

